


10 MINUTE WARNING


- Start Procedure
 - Flags



- Pennant number 6
- One sound signal and hoist at 10 minutes before the start

5 MINUTE WARNING


- Start Procedure



Pennant number 8
One sound signal and hoist at 5 minutes before the start

4 MINUTE PREPARATORY


- Start Procedure



Flag P
One sound signal and hoist at 4 minutes before the start

1 MINUTE TO START


- Start Procedure



Flag P
One sound signal and lower at 1 minute before the start

START

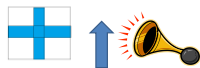
- Start Procedure



Pennant number 8 and 6
One sound signal and lower both at the start

INDIVIDUAL RECALL


- Start procedure
 - Recall



- One additional sound signal and hoist code flag X. Signal should be the same sound as the start signal
- Drop the flag only when the boats that were over the start line have returned behind the start line (no hoot when dropping)
- There is no obligation on the Race Officer to inform the boats

GENERAL RECALL


- Flags and Signals
 - General Recall
 - When a number of boats are over the start line and you are unable to identify all of them call a general recall



- Two sound signals and hoist flag
- Use safety boat to inform all boats of a general recall
- One sound signal and drop flag when ready to commence the start sequence again
- Start sequence should begin 1 minute after dropping the general recall flag

5 MINUTE WARNING

- Flags and Signals
 - Re-Start sequence after a general recall
 - 1 minute after lowering general recall flag hoist numeral pennant 8 sound one sound signal.



4 MINUTE WARNING - AFTER A RECALL


- Flags and Signals
 - Re-Start sequence after a general recall



- 4 minutes before the start signal hoist Z flag and give one sound signal. This replaces flag P
- This signal gives notice that any boats over the start line within 1 min of start will be given a 20% penalty

1 MINUTE WARNING - AFTER A RECALL


- Flags and Signals



One sound signal and lower Z flag 1 minute before the start

RESTART - AFTER A RECALL


- Flags and Signals
- Start



One sound signal and lower flag at the start


SHORTEN COURSE

- Rule 32.2 is in effect
- Flag S



- Sound 2 signals and display flag S before the lead boat crosses the line. If you sound this signal when the lead boat is fairly close to your finish line all of the other competitors will then be able to identify where your finish line is.

END RACE



One sound signal and hoist code flag F to signal the end of the race. In the case of a pursuit race leave this flag up until OOD is happy that all positions are recorded. Sound one signal and lower code flag F when finish is completed.